



Sound Insulation Prediction (v7.0.13)

Program copyright Marshall Day Acoustics 2012

- Key No. 1079

Margin of error is generally within $R_w \pm 3$ dB

Job Name:

Job No.:

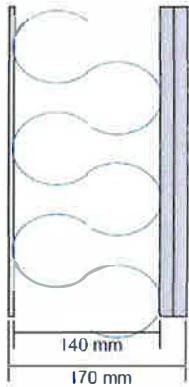
Date: 10 Aug 22

File Name: insul

Page No.:

Initials:

Notes:



R_w	54 dB
C	-3 dB
C_{tr}	-10 dB

System description

Panel 1 Outer layer: 1 x 5.0 mm Masa de spaclu pe baza de ciment- ($m=6.5$ kg/m², $f_c=4958$ Hz, Damping=0.00) Profile

Cavity: None @ 600 mm , Infill EPS 140 mm 25kg/m³ Thickness 140 mm

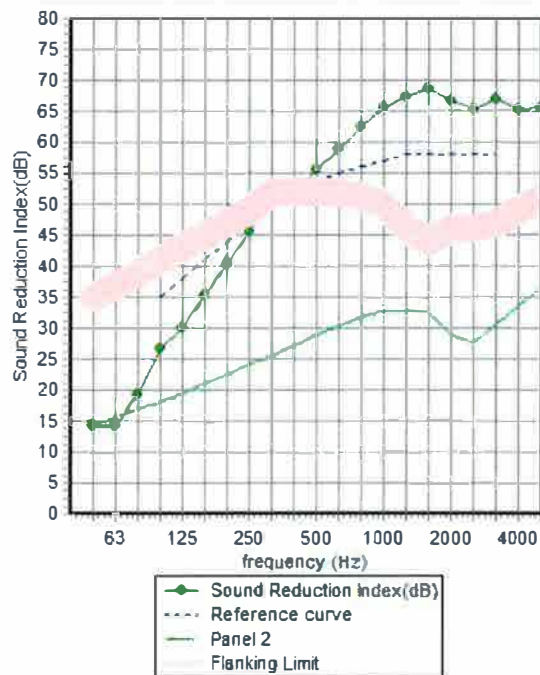
Panel 2 Inner layer: 1 x 12.5 mm NIDA Standard 12.5- ($m=7.5$ kg/m², $f_c=2457$ Hz, Damping=0.01) Profile

Panel 2 Outer layer: 1 x 12.5 mm NIDA Standard 12.5 ($m=7.5$ kg/m², $f_c=2457$ Hz, Damping=0.01)

Mass-air-mass resonant frequency =64 Hz

frequency (Hz)	R(dB)	R(dB)
50	14	
63	14	15
80	19	
100	27	
125	30	29
160	35	
200	40	
250	46	44
315	51	
400	52	
500	56	55
630	59	
800	62	
1000	65	65
1250	67	
1600	69	
2000	67	67
2500	65	
3150	67	
4000	65	66
5000	65	

Panel Size 2.7x4 m





Sound Insulation Prediction (v7.0.13)

Program copyright Marshall Day Acoustics 2012

- Key No. 1079

Margin of error is generally within $R_w \pm 3$ dB

Job Name:

Job No.:


Page No.:

Notes:

Date: 10 Aug 22

Initials:

File Name: *insul*



R_w	56 dB
C	-3 dB
C_{tr}	-10 dB

System description

Panel 1 Outer layer: 1 x 5.0 mm Masa de spadu pe baza de ciment- ($m=6.5$ kg/m², $f_c=4958$ Hz, Damping=0.00) Profile

Cavity: None @ 600 mm, Infill EPS 190 mm 25kg/m³ Thickness 190 mm

Panel 2 Inner layer: 1 x 12.5 mm NIDA Standard 12.5- ($m=7.5$ kg/m², $f_c=2457$ Hz, Damping=0.01) Profile

Panel 2 Outer layer: 1 x 12.5 mm NIDA Standard 12.5 ($m=7.5$ kg/m², $f_c=2457$ Hz, Damping=0.01)

Masa-air-mass resonant frequency =55 Hz

Panel Size 2.7x4 m

frequency (Hz)	R(dB)	R(dB)
50	14	
63	17	16
80	24	
100	28	
125	33	32
160	39	
200	44	
250	49	47
315	50	
400	53	
500	57	56
630	60	
800	64	
1000	67	66
1250	69	
1600	70	
2000	68	69
2500	67	
3150	69	
4000	67	68
5000	68	

